

APPLICATION SHEET

Repair of existing concrete

Carry out your **repair works on existing concrete structures** using a **high-performance, workable and aesthetic PROMPT natural cement mortar**.

The technique described in this sheet allows intervention on standard concrete, waterproofing concrete, concrete exposed to aggressive environments, filling of holes and chases.



+

IMPLEMENTATION

Equipment

- Electric mixer
- Trowel, float, mixing trough
- Hammer, chisel
- Wire brush

Materials

- PROMPT natural cement (CNP)
- TEMPO (retarder)
- Sand and/or concrete mix

ADVANTAGES OF PROMPT NATURAL CEMENT

- Suitable for thick applications
- No waiting time between layers
- Rapid return to service
- Resistant to aggressive environments

Consumption




(per cm thickness per m²)

- Approx. 7 kg of CNP for 7 L of sand

*1 L = 1 kg of CNP

IMPLEMENTATION

Dosage

PROMPT natural cement	 Sand	 TEMPO	 Water
1 L	1 L	1 level cap	0.3 to 0.5 L depending on sand moisture

Setting time of PROMPT natural cement

Mortar temperature	10° C	20° C	30° C
Setting time without TEMPO*	4 min	2 min	1 min
Setting time with TEMPO*	50 min	25 min	15 min

*Indicative values

Substrate preparation

- Identify hollow areas
- Remove unsound parts and clean the substrate
- Properly expose and passivate steel reinforcement
- Thoroughly wet the concrete: it must be damp but not dripping

Mortar preparation

- Dry-mix PROMPT natural cement, dry sand and TEMPO to homogenize
- Add water and mix until a homogeneous mortar with plastic consistency is obtained

IMPLEMENTATION RECOMMENDATIONS

- Do not remix after setting has started
- Avoid excess water
- In cold weather: minimum application temperature 2°C, on non-frozen substrates with no frost risk during the day
- In hot weather: avoid mixing above 30°C. Work with cold water and sand stored in the shade

Application

Apply using a trowel or spray pot.

Application _____

Compact the mortar firmly, especially at the edges, to ensure good adhesion.

For repairing existing concrete, it is possible to mix PROMPT natural cement with Portland cement in order to match the original characteristics (aesthetic or mechanical) of the concrete.

To this end, it is essential to carry out preliminary tests and, if necessary, have them validated by an engineering consultancy.

This solution makes it possible to: achieve a modulus of elasticity similar to the original concrete, apply thick layers and reproduce the appearance of the existing surface

(For further information, contact us.)



DO NOT FORGET PPE

Wear appropriate protective equipment. Contact between skin and cement paste, concrete or fresh mortar may cause: irritation, allergic reactions, burns.

