



**APPLICATION SHEET**

**Sealing of tiles, ridge tiles, verges and flashings**

Carry out the sealing of tiles, ridge tiles, verges and the execution of flashings **using PROMPT natural cement alone or mixed with lime.**

These rapid-setting mortars allow **application in cold weather** and enable significant thicknesses.



**IMPLEMENTATION**

**Equipment**

- Mixing trough
- Bucket
- Mixing equipment
- Trowel
- Float
- Sponge

**Materials**

- PROMPT natural cement (CNP)
- TEMPO (retarder)
- NHL 3.5 lime
- Natural pigments
- Sand with grading adapted to the required thickness
- Water

**ADVANTAGES OF PROMPT NATURAL CEMENT**

- Aesthetic (mortar can be coloured)
- Securing mortars in case of rain (run-off limitation)
- Respect for existing or natural substrates
- Fast execution

**Consumption**






(for approximately 10 L of mortar)

Lime/PROMPT: approximately 1 kg of CNP\* for 3 kg of NHL for 10 L of sand

\*1 L = 1 kg of CNP

## IMPLEMENTATION

### Dosage

	 <b>PROMPT natural cement</b>	 <b>NHL 3.5 lime</b>	 <b>Sand</b>	 <b>TEMPO</b>	 <b>Water</b>	<b>Fresh mortar volume</b>
Lime/ PROMPT	1 L	3 L	10 L	1 level cap** per liter of CNP	Depending on sand moisture, adjust water to obtain a plastic consistency	Approx. 10 to 12 L

\* In cold weather (<15°C), this dosage can be reduced by half

\*\* In hot weather (>25°C)

### Setting time of prompt natural cement (used alone)

<b>Mortar temperature</b>	<b>10° C</b>	<b>20° C</b>	<b>30° C</b>
Setting time with TEMPO	80 min	40 min	20 min



### IMPLEMENTATION RECOMMENDATIONS

- Do not remix after setting has started
- Avoid excess water
- In cold weather: minimum application temperature 2°C, on non-frozen substrates with no frost risk during the day
- In hot weather: avoid mixing above 30°C. Work with cold water and sand stored away from sunlight

**Substrate preparation** \_\_\_\_\_

→ Moisten the substrate as well as the elements to be installed with clean water

**Mortar preparation** \_\_\_\_\_

→ Dry-mix the PROMPT natural cement, dry sand and TEMPO retarder to homogenize the mixture

→ Add water and mix until a homogeneous paste is obtained



**DO NOT FORGET PPE**

Wear appropriate protective equipment. Contact between skin and cement paste, concrete or fresh mortar may cause irritation, allergic reactions or burns.

